



ZAMEL Sp. z o.o.

ul. Zielona 27, 43-200 Pszczyna, Poland
Tel. +48 (32) 210 46 65, Fax +48 (32) 210 80 04
www.zamelcet.com, e-mail: marketing@zamel.pl

zamel

DESCRIPTION

The bistable (impulse) relay PBM-01/24V is used to control lighting or other devices by means of monomodule pushbuttons connected in a parallel way. Pushing any button causes switching on or switching off the devices connected to output terminals. Using this system gives the possibility of creating "intelligent" lighting control systems.

FEATURES

- Bistable (impulse) lighting control,
- output relay optical signalization - red LED diode,
- supply voltage optical signalization - green LED diode,
- releasing from L/N or +/- lines,
- TEST function.

TECHNICAL DATA

PBM-01/24V

Input (supply) terminals:	-/~ , +/~
Input rated voltage:	24V AC/DC
Input voltage tolerance:	from -15 to +10 %
Nominal frequency:	50 / 60 Hz
Rated power consumption:	20 mA
Supply voltage control indicator:	green LED diode
Release terminals:	IN, IN, IN
Release control current:	200 µA
Output relay optical signalization:	red LED diode
Relay operating indicator:	TEST button
Output relay parameters:	1NO - 16 A / 250 V AC1 4000 VA
Number of terminal clamps:	8
Section of connecting cables:	from 0,2 to 2,50 mm ²
Ambient temperature range:	from -20 to +45 °C
Operating position:	freely
Mounting:	rail TH 35 (EN 60715)
Protection degree:	IP20 (EN 60529)
Protection level:	II
Overvoltage category:	II
Pollution degree:	2
Rated impulse withstand voltage:	1 kV (EN 61000-4-5)
Dimensions:	monomodule (17,5 mm) 90x17,5x66 mm
Weight:	0,078 kg
Reference standards:	EN 60669-1; EN 60669-2-1 EN 61000-4-2,3,4,5,6,11



CAUTION

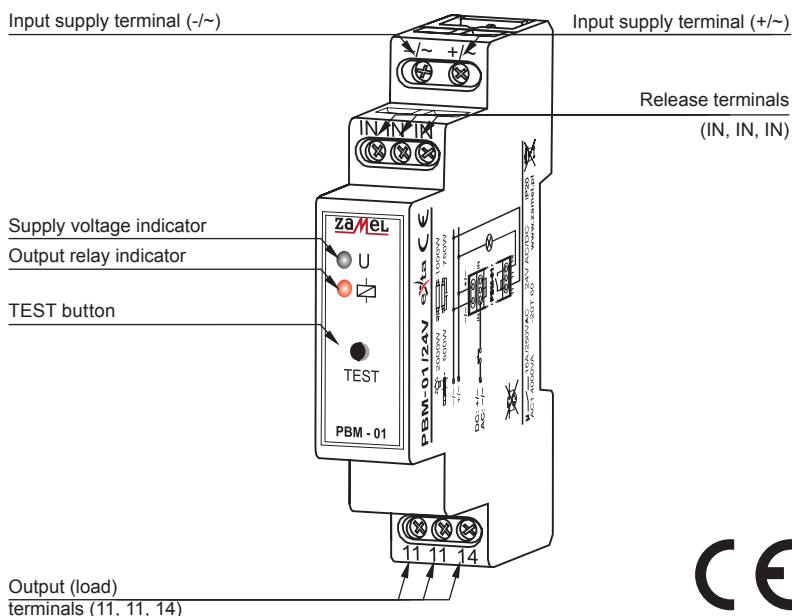
The device is designed for single-phase installation and must be installed in accordance with standards valid in a particular country. The device should be connected according to the details included in this operating manual. Installation, connection and control should be carried out by a qualified electrician staff, who act in accordance with the service manual and the device functions. Disassembling of the device is equal with a loss of guarantee and can cause electric shock. Before installation make sure the connection cables are not under voltage. The cruciform head screwdriver 3,5 mm should be used to instal the device. Improper transport, storage, and use of the device influence its wrong functioning.

It is not advisable to instal the device in the following cases: if any device part is missing or the device is damaged or deformed. In case of improper functioning of the device contact the producer.



The symbol means selective collecting of electrical and electronic equipment. It is forbidden to put the used equipment together with other waste

APPEARANCE

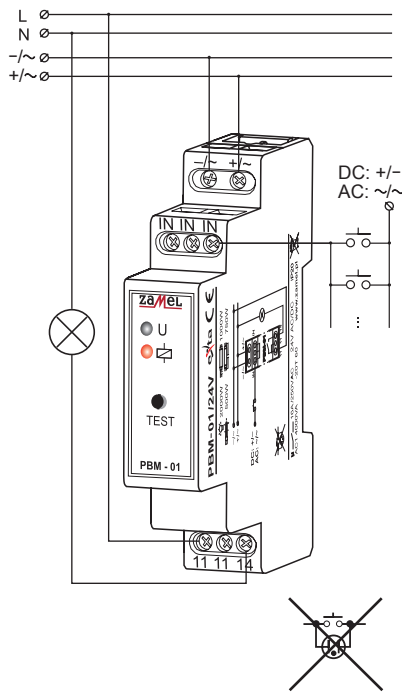


MOUNTING, FUNCTIONING

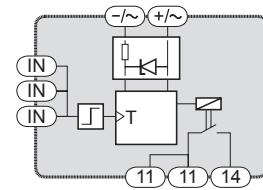
1. Disconnect the power supply from the mains by the phase fuse, the circuit-breaker or the switch-disconnector that are joined to the proper circuit,
2. **Check if there is no voltage on connection cables by means of a special measure equipment,**
3. Install PBM-01/24V device in the switchboard on TH-35 DIN rail,
4. Connect the cables with the terminals according to installing diagram,
5. Switch on the power supply from the mains,
6. Push the TEST button several times to check the relay operation correctness.

The device is ready to work after switching on power supply. The relay operation correctness can be checked by pushing the TEST button placed on the front panel. The system should switch on and off the load connected to its output terminals. Mono modular pushbuttons can be connected in a parallel way which enables the lighting control from different places.

CONNECTION



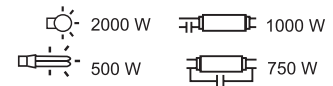
INNER DIAGRAM



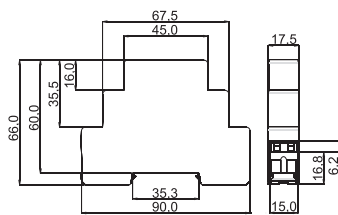
TIME COURSE



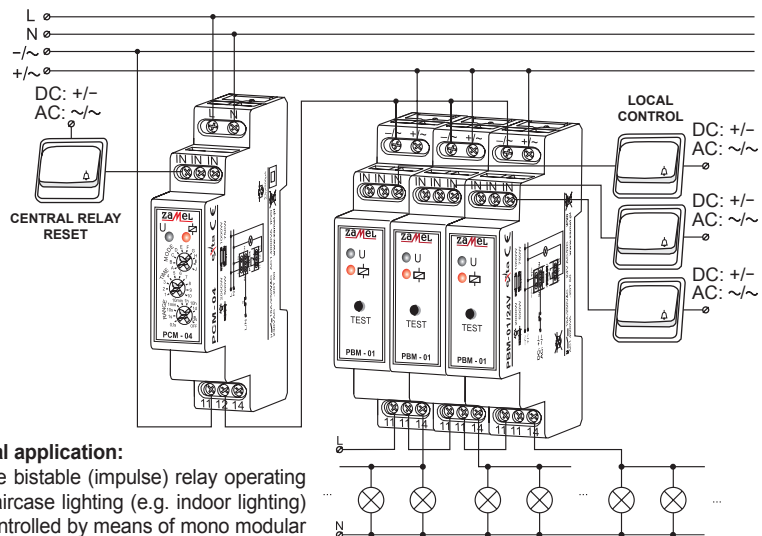
RELAY CAPACITY



DIMENSIONS



APPLICATION



Typical application:

The bistable (impulse) relay operating the staircase lighting (e.g. indoor lighting) are controlled by means of mono modular pushbuttons that can be placed in different places which gives the possibility of creating universal lighting systems control. The bistable relay cooperates with time relay PCM-04 (with set-ups: MODE=F, TIME=3, RANGE=2) and the same gives additional function the central bistable relay switch off (reset) by momentary power cut.

Cooperation with input separator SEM-01:

In the bistable control systems signal separators can be used to divide control signals into particular relay groups.

PRODUCT FAMILY

PBM-01/24V bistable (impulse) relay belongs to PBx time relay product family.

PBX - xx (x)

Supply version:	24V - 24V AC/DC, 12-24V - 12+24V AC/DC U - 12+230V AC/DC
Device version:	01 - basic 02 - SET, RESET control inputs and relay state memory 03 - equipped with time limiter 04 - zero current consumption, relay state memory 05 - SET, RESET control inputs, zero current consumption, relay state memory
Casing type:	M - modular version (TH 35 DIN rail) P - flush junction box Ø60 version
Device symbol	

WARRANTY CARD

There is 24 months guarantee on the product

Salesman stamp and signature, date of sale

1. ZAMEL provides a two-year warranty for its products.
2. The ZAMEL warranty does not cover: a) mechanical defects resulting from transport, loading / unloading or other circumstances b) defects resulting from incorrect installation or operation of ZAMEL products; c) defects resulting from any changes made by CUSTOMERS or third parties, to products sold or equipment necessary for the correct operation of products sold; d) defects resulting from force majeure or other aleatory events for which ZAMEL is not liable; e) power supply (batteries) to be equipped with a device in the moment of sale (if they appear);
3. All complaints in relation to the warranty must be provided by the CUSTOMER in writing to the retailer after discovering a defect;
4. ZAMEL will review complaints in accordance with existing regulations;
5. The way a complaint is settled, e.g. replacement of the product, repair or refund, is left to the discretion of ZAMEL.
6. Guarantee does not exclude, does not limit, nor does it suspend the rights of the PURCHASER resulting from the discrepancy between the goods and the contract.