



**Zakład Mechaniki i Elektroniki
ZAMEL sp.j.**
J.W. Dzida, K. Łodzińska



ul. Zielona 27, 43-200 Pszczyna, Poland
Tel. +48 (32) 210 46 65, Fax +48 (32) 210 80 04
www.zamelcet.com, e-mail: marketing@zamel.pl

DESCRIPTION

The bistable (impulse) relay PBM-02/24V is used to control lighting or other devices by means of monomodular pushbuttons connected in a parallel way. Pushing any button causes switching on or switching off the devices connected to output terminals. Using this system gives the possibility of creating "intelligent" lighting control systems. The Set and Rest control inputs allow central control of a relay group. Using the inner relay memory allows to remember its current mode in cases of power supply loss.

FEATURES

- Bistable (impulse) lighting control,
- possibility of creating local, group and central lighting control systems,
- output relay optical signalization - red LED diode,
- supply voltage optical signalization - green LED diode,
- releasing from L/N or +/- lines,
- relay state memory,
- cooperation with push-buttons equipped with illumination lamps,
- TEST function.



CAUTION

The device is designed for single-phase installation and must be installed in accordance with standards valid in a particular country. The device should be connected according to the details included in this operating manual. Installation, connection and control should be carried out by a qualified electrician staff, who act in accordance with the service manual and the device functions. Disassembling of the device is equal with a loss of guarantee and can cause electric shock. Before installation make sure the connection cables are not under voltage. The cruciform head screwdriver 3,5 mm should be used to instal the device. Improper transport, storage, and use of the device influence its wrong functioning.

It is not advisable to instal the device in the following cases: if any device part is missing or the device is damaged or deformed. In case of improper functioning of the device contact the producer.



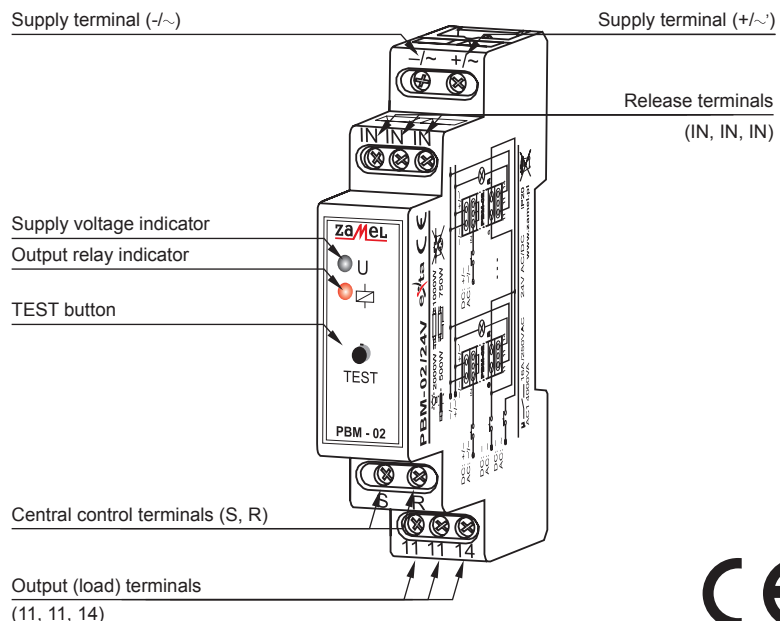
The symbol means selective collecting of electrical and electronic equipment. It is forbidden to put the used equipment together with other waste

DANE TECHNICZNE

PBM-02/24V

Input (supply) terminals:	+/-, -/~
Input rated voltage:	24 V AC/DC
Input voltage tolerance:	-15 ÷ +10 %
Nominal frequency:	50 / 60 Hz
Rated power consumption:	24 mA
Supply voltage control indicator:	green LED diode
Release terminals:	IN, IN, IN
Release control current:	930 µA
Central control terminals:	Set, Reset
Output relay optical signalization:	red LED diode
Relay operating indicator:	TEST button
Output relay parameters:	1NO - 16 A / 250 V AC1 4000 VA
Number of terminal clamps:	10
Section of connecting cables:	from 0,2 to 2,50 mm ²
Ambient temperature range:	from -20 to +45 °C
Operating position:	freely
Mounting:	rail TH 35 (EN 60715)
Protection degree:	IP20 (EN 60529)
Protection level:	II
Overvoltage category:	II
Pollution degree:	2
Rated impulse withstand voltage:	1 kV (EN 61000-4-5)
Dimensions:	monomodular (17,5 mm) 90x17,5x66 mm
Weight:	0,080 kg
Reference standards:	PN-EN 60669-1; PN-EN 60669-2-1 PN-EN 61000-4-2,3,4,5,6,11

WYGLĄD

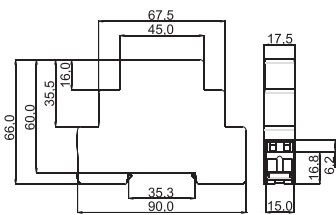


MOUNTING, FUNCTIONING

1. Disconnect the power supply from the mains by the phase fuse, the circuit-breaker or the switch-disconnector that are joined to the proper circuit,
2. **Check if there is no voltage on connection cables by means of a special measure equipment,**
3. Install **PBM-01/24V** device in the switchboard on TH 35 DIN rail,
4. Connect the cables with the terminals according to installing diagram,
5. Switch on the power supply from the mains,
6. Push the TEST button several times to check the relay operation correctness.

The device is ready to work after switching on power supply. The relay operation correctness can be checked by pushing the TEST button placed on the front panel. The system should switch on and off the load connected to its output terminals. Push-buttons connected in a parallel way could be equipped with illumination. Using the Set-Reset function there is a possibility of relay group central control. After voltage fading the relay mode is remembered in the inner device memory.

DIMENSIONS



PRODUCT FAMILY

PBM-02/24V bistable (impulse) relay belongs to PBx time relay product family.

PBX - xx (/x)

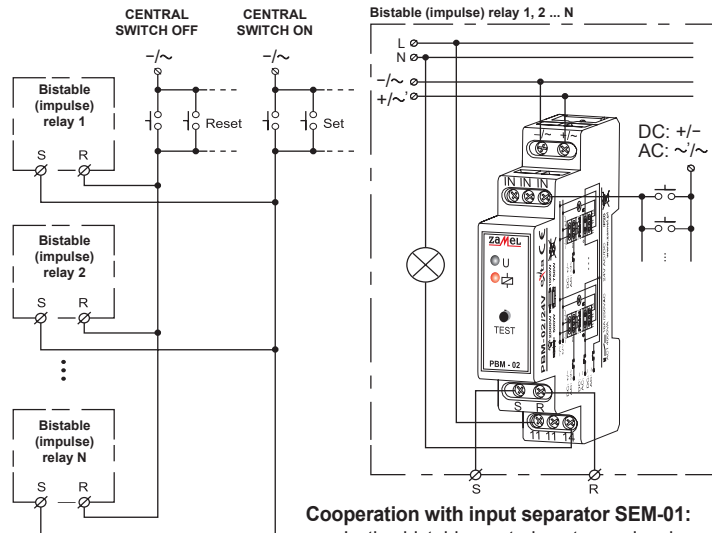
Supply version:	24V - 24V AC/DC 12-24V - 12+24V AC/DC U - 12+230V AC/DC
Device version:	01 - basic 02 - SET, RESET control inputs and relay state memory 03 - equipped with time limiter 04 - zero current consumption, relay state memory 05 - SET, RESET control inputs, zero current consumption, relay state memory
Casing type:	M - modular version (TH 35 DIN rail) P - flush junction box Ø60 version
Device symbol	

WARRANTY CARD

There is 24 months guarantee on the product

Salesman stamp and signature, date of sale

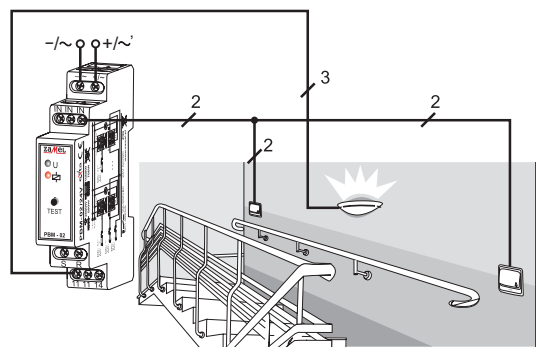
CONNECTION



Cooperation with input separator SEM-01:

In the bistable control systems signal separators can be used to divide control signals into particular relay groups.

APPLICATION

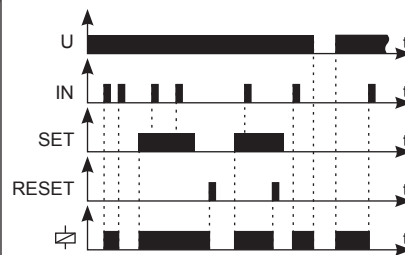


Typical application:

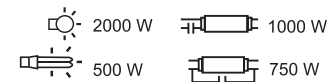
The bistable (impulse) relay operating the staircase lighting (e.g. staircase lighting) are controlled by means of mono modular pushbuttons that can be connected in a parallel way.

The buttons can be placed in different places which gives the possibility of creating universal lighting systems control.

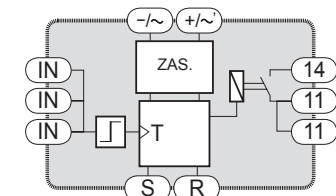
TIME COURSE



RELAY CAPACITY



INNER DIAGRAM



1. ZMIE ZAMEL SP. J. assures 24 months guarantee for the product.
2. The manufacturer's guarantee does not cover any of the following actions:
 - a) mechanical damage during transport, loading / unloading or under other circumstances,
 - b) damage caused by incorrect product mounting or misuse,
 - c) damage caused by unauthorised modifications made by the PURCHASER or any third parties to the product or any other devices needed for the product functioning,
 - d) damage caused by Act of God or any other incidents independent of the manufacturer.
3. The PURCHASER shall lay any claims in writing to the dealer or ZMIE ZAMEL SP. J.
4. ZMIE ZAMEL SP. J. is liable for processing any claim according to current Polish legislation.
5. ZMIE ZAMEL SP. J. shall process the claim at its own discretion: product repair, replacement or money return.
6. The manufacturer's guarantee is valid in the Republic of Poland.
7. The PURCHASER's statutory rights in any applicable legislation whether against the retailer arising from the purchase contract or otherwise are not affected by this warranty.