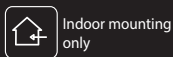


ledix

Touch switch WDN-03



The WDN-03 touch switch is used to switch on or switch off the light by means of a touch. It is equipped in one 230 V AC output. WDN-03 switch is used to control the traditional lighting source (halogens, incandescent lighting, fluorescent) or LED diodes. Maximum power supply that can be connected to the voltage output of the switch should not exceed 300 W (for traditional light bulbs).

In case of low-voltage light sources (12 V AC halogens, LED diodes) it is necessary to connect a transformer / a power supply to the WDN-03 touch switch with an appropriate power input.

WDN-03 has an automatic calibration process during the change of sensor's connection place or the touch surface. This allows the switch sensor to be connected to larger conductive surfaces. In addition, the applied construction solutions allow for a safe use of WDN-03 switch even by persons with an implanted artificial pacemaker.

WDN-01 touch switch is designed to be mounted on surfaces such as wood and wood-based imitation materials thicker than 2 mm, and they are also designed for plasterboard mounting.

The touch switch fulfils the requirements of harmonized standards in the scope of safety use or electromagnetic compatibility.

Features:

- low power consumption during stand-by mode,
- output voltage 230 V AC,
- the relay contact with a maximum load of 5 A 250 V AC,
- automatic calibration process referring to the change of a sensor's connection place or the touch surface.
- safe use even by persons with an implanted artificial pacemaker,
- surface mounting with a possibility to screw (e.g. to a furniture board).

zaMeL cet

Touch switch WDN-03

230 V AC

ledix

Switch sensor

cable length:
1,5 m


A detailed mounting description is inside the packaging

zaMeL cet

Cet Lighting Sp. z o.o.
43-200 Pszczyna, ul. Zielona 27
tel: +48 32 449 15 00, fax: +48 32 449 15 02
e-mail: ledix@ledix.pl, www.ledix.pl

230 V AC / 0,9 W; IP20
weight: 60 g



 The symbol means selective collecting of electrical and electronic equipment. It is forbidden to put the used equipment together with other waste.



Declaration of Conformity is at www.ledix.pl

WDN-03 GB Ver. 01

www.ledix.pl

DESCRIPTION

The WDN-03 device is used to switch on or switch off the light by means of a touch. The switch has a sensor with 1,5 m long wire, which is connected to conductive components of lighting fittings or other conductive elements having the function of a switch (metal handles, door knobs, metal railings, etc). The WDN-03 switch is supplied with 230 V AC. It has one voltage output with a maximum load of 5 A / 250 V AC. Using the WDN-03 switch it is possible to switch on / switch off any traditional (conventional light bulbs, halogens) and low-voltage (12 V AC halogens, LED diodes) light sources. In order to control the low-voltage sources, it is necessary to connect an appropriate power supply or transformer system to the switch output. WDN-03 has small casing dimensions and is designed for surface mounting with a possibility to be screwed to it. It is recommended to use WDN-03 to control lighting in the kitchen and bathroom furniture. The device can also be installed on flammable materials, e.g. wood, furniture boards and plasterboard.

The switch features:

- low power consumption during stand-by mode (W) – the device is used to a continuous operation,
- relay output voltage 230 V AC,
- the relay contact with a maximum load of 5 A / 250 V AC,
- automatic calibration process referring to the change of the sensor's connection place or the touch surface,
- a possibility to control any light source,
- small dimensions,
- a possibility to screw to the mounting surface.

TECHNICAL DATA

Nominal supply voltage:	230 V AC
Nominal power consumption:	0,9 W
Number of channels:	1 x wyjście napięciowe 230 V AC
Maximum channel capacity:	5 A for 250 V AC (1250 VA)
Znamionowe obciążenie obwodu wyjściowego:	300 W
Sensor's length:	1,5 m
Section of sensor:	1 mm ²
Number of terminal clamps:	6
Section of connecting cables:	up to 2,5 mm ²
Ambient temperature range:	-10 ÷ +55 °C
Operating position:	free
Casing mounting:	surface - a possibility to screw to the mounting surface
Casing protection degree:	IP20
Protection level:	II
Dimensions:	44 x 108 x 33 mm
Weight:	60 g
Reference standard:	PN-EN 60669; PN-EN 61000

MOUNTING

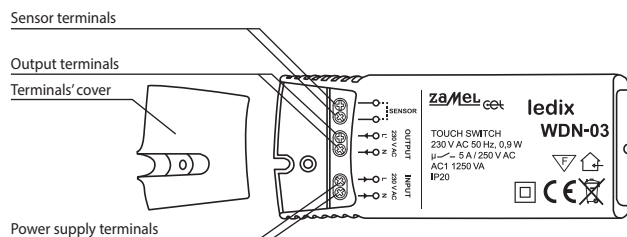
CAUTION! The WDN-03 switch connection to a single-phase installation must be installed in accordance with standards valid in a particular country. Installation, connection and control should be carried out by a qualified electrician staff, who act in accordance with the service manual and the device functions.

1. Disconnect power supply by the phase fuse, the circuit-breaker or the switch-disconnector combined to the proper circuit.
2. Check if there is no voltage on connection cables by means of a special measure equipment.
3. Connect the WDN-03 device to 230 V AC voltage.
4. Connect cables to proper terminal clamps of WDN-03 according to the connection diagram.
5. Mount the switch and the sensor on their final place.
6. Switch on the power supply from the mains and check proper functioning of the device..

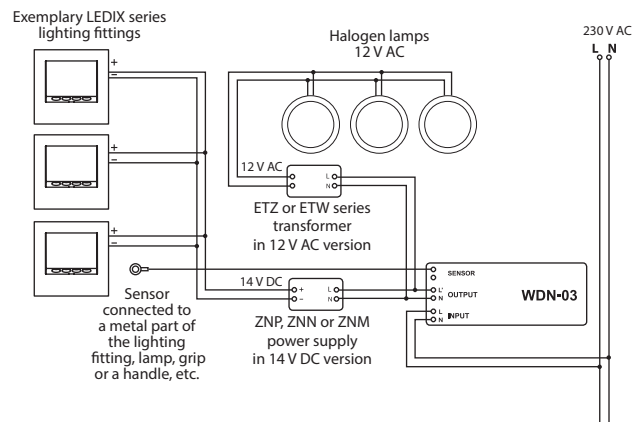
IMPORTANT:

If during the use of WDN-02 switch there is a need to change the sensor's connection place, it can be done without disconnecting the power supply. However it should be remembered, that in each case after such an operation it is necessary to wait at least 10 seconds to perform the switch automatic calibration process.

APPEARANCE



DIAGRAM



Control in the **switch on / switch off** function: another short touching of the conductive part connected to the sensor.

CAUTIONS

- The sensor should be connected to the conductive elements such as metal casing of lighting fittings, handles, door handles, etc. These elements must be electrically insulated.
- It is recommended that the surface to which the sensor is connected is as small as possible (it should not exceed 25 dm²). If the surface increases more than 5 dm² the difference in the touch sensitivity can be observed.
- Switching on / switching off the circuits connected to the output terminals of the WDN-03 switch is realised by a short touch of the item to which the sensor is connected.
- The sensor's cable can be extended up to a maximum of 3 m with a minimum cross-section of 1 mm².